

















GippSport Newsletter Evaluation 2008

1. Contact Details (optional, however you need to provide details to be eligible for the \$500 prize): -			
		Response Percent	Response Count
Name:		97.8%	267
Club / Organisation:		98.9%	270
Email Address:		86.1%	235
Phone Number:		96.3%	263
		answered question	273
		skipped question	2





2. How do you receive /view our newsletter? (select all appropriate responses)			
		Response Percent	Response Count
At a Club Meeting		7.0%	19
Hard Copy from GippSport		30.3%	82
Email from GippSport		62.4%	169
Club Noticeboard		3.3%	9
Club Member		3.7%	10
Email from Club		3.7%	10
Hard Copy from Club		7.7%	21
GippSport Website		7.4%	20
		answered question	271
		skipped question	4

3. Does your club print and display the newsletter for committee, club members and visitors to the Club to see?			
		Response Percent	Response Count
Yes		67.6%	184
No		32.4%	88
answered question			272
skipped question			3



4. If you receive the newsletter electronically, do you forward on the newsletter link to other club members, contacts or your networks?			
		Response Percent	Response Count
Yes		44.8%	120
No		27.6%	74
N/A		27.6%	74
answered question			268
skipped question			7

5. Do you or your club have any difficulties downloading/receiving the newsletter?			
		Response Percent	Response Count
Yes		2.7%	7
No		73.9%	195
N/A		23.5%	62
answered question			264
skipped question			11






6. In what format would you prefer the newsletter to be sent to you?

		Response Percent	Response Count
E- News		5.2%	14
Website Link via email (current format)		34.0%	91
Email attachment (PDF)		42.2%	113
Other (please specify)		18.7%	50
		answered question	268
		skipped question	7






7. Are you satisfied with how often the newsletter is distributed?

		Response Percent	Response Count
Yes		98.8%	255
No		1.2%	3
		answered question	258
		skipped question	17

8. Would you prefer the newsletter to be distributed: -

		Response Percent	Response Count
Fortnightly		1.6%	4
Current Distribution		70.0%	170
Monthly		17.3%	42
Bi-monthly		5.8%	14
Quarterly		5.3%	13
		answered question	243
		skipped question	32






9. How would you rate your overall satisfaction of the GippSport Newsletter?

		Response Percent	Response Count
Disappointing		0.4%	1
Okay		11.9%	30
Good		52.2%	132
Great		29.6%	75
Fantastic		5.9%	15
answered question			253
skipped question			22





10. How would you rate each section of the newsletter?

	Poor	Okay	Good	Great	Fantastic	Rating Average	Response Count
News Flash	0.0% (0)	14.5% (34)	58.3% (137)	23.8% (56)	3.4% (8)	3.16	235
Good Sports	0.4% (1)	16.2% (39)	51.5% (124)	28.2% (68)	3.7% (9)	3.19	241
Club success stories	0.0% (0)	13.7% (33)	50.6% (122)	31.1% (75)	4.6% (11)	3.27	241
Club Resources	0.4% (1)	14.6% (35)	54.2% (130)	25.0% (60)	5.8% (14)	3.21	240
Tennis Program	1.4% (3)	24.0% (50)	60.6% (126)	12.5% (26)	1.4% (3)	2.88	208
Grants & Club Finances	0.0% (0)	11.3% (28)	43.7% (108)	34.0% (84)	10.9% (27)	3.45	247
Club tip of the Month	0.0% (0)	18.4% (44)	49.0% (117)	28.9% (69)	3.8% (9)	3.18	239
answered question							251
skipped question							24

11. Which links do you click on for further information? (select more than 1)

		Response Percent	Response Count
Email address		15.5%	38
Website		44.9%	110
Content		28.6%	70
Menu		20.0%	49
N/A		33.5%	82
		answered question	245
		skipped question	30

12. Please indicate how frequently you click on links in our newsletter?

		Response Percent	Response Count
Never		7.9%	19
Often		59.8%	144
Always		5.8%	14
N/A		26.6%	64
		answered question	241
		skipped question	34

13. How would you rate the features of the newsletter?								
	Poor	Okay	Good	Great	Fantastic	N/A	Rating Average	Response Count
Links	0.0% (0)	11.9% (28)	49.6% (117)	17.8% (42)	5.9% (14)	14.8% (35)	3.21	236
Menu	0.4% (1)	13.8% (33)	48.3% (116)	19.6% (47)	5.4% (13)	12.5% (30)	3.18	240
Font	0.0% (0)	12.3% (29)	51.9% (122)	19.6% (46)	5.1% (12)	11.1% (26)	3.20	235
Colour	0.8% (2)	12.2% (29)	50.6% (120)	19.4% (46)	5.9% (14)	11.0% (26)	3.19	237
Layout	0.4% (1)	13.9% (33)	49.2% (117)	20.6% (49)	5.5% (13)	10.5% (25)	3.19	238
Photos	0.4% (1)	11.8% (28)	49.6% (118)	20.6% (49)	5.9% (14)	11.8% (28)	3.22	238
	answered question							242
	skipped question							33

14. What improvements could be made to the newsletter to meet the needs of you and your club?	
	Response Count
	80
	answered question
	80
	skipped question
	195